



# THE CONNECTION

---

Economic Development and Our Community

*Working from Home in DFW:  
An Occupational  
and Industrial Breakdown*

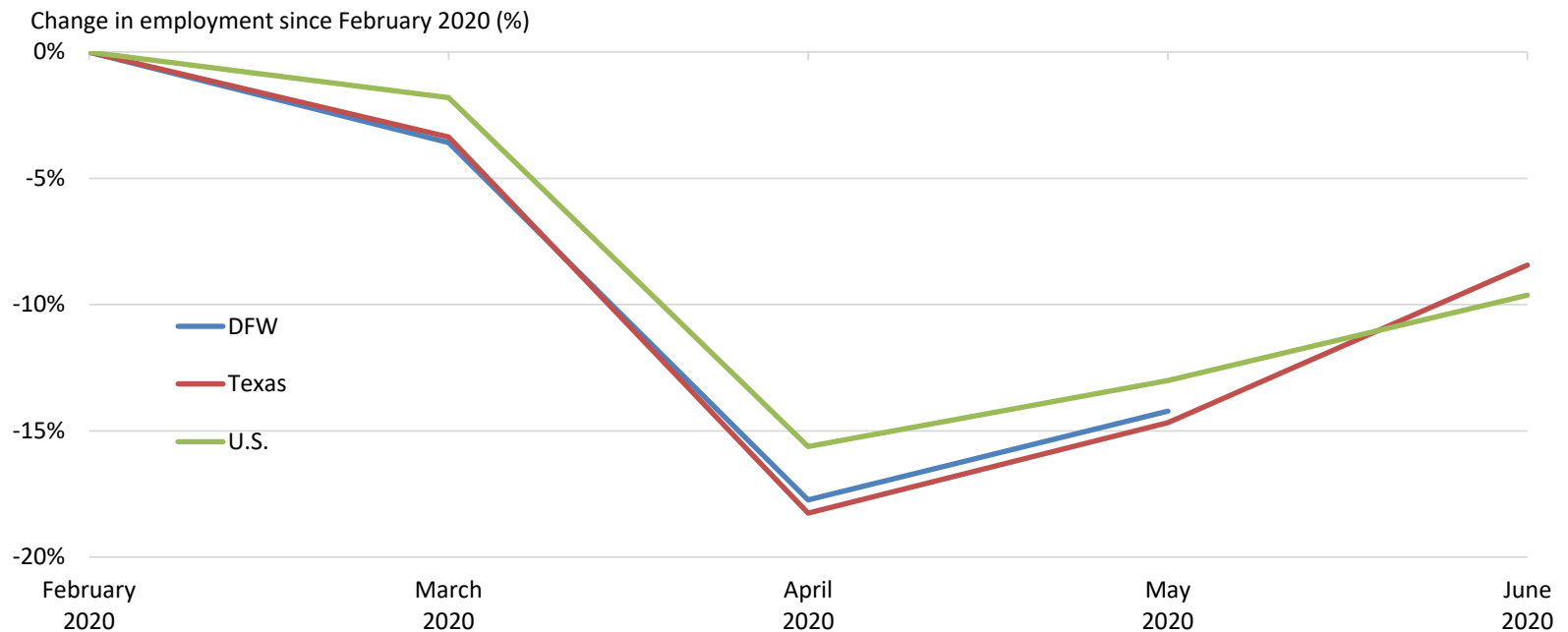
Published July 17, 2020

Approximately **25 million jobs** were lost across the United States between February and April 2020. Of these, **2.5 million** belonged to Texans, and nearly **700,000** to residents of the Dallas-Fort Worth area.

While **4.2 million jobs** were restored nationwide in May and a further **5.4 million** in June, constituting 38% of all jobs lost at the nadir, the turbulence in the labor market has led researchers to question which industries and occupations are best suited to adapt to a new mode of operations – namely, teleworking.

# Cumulative Change in Employment since February 2020

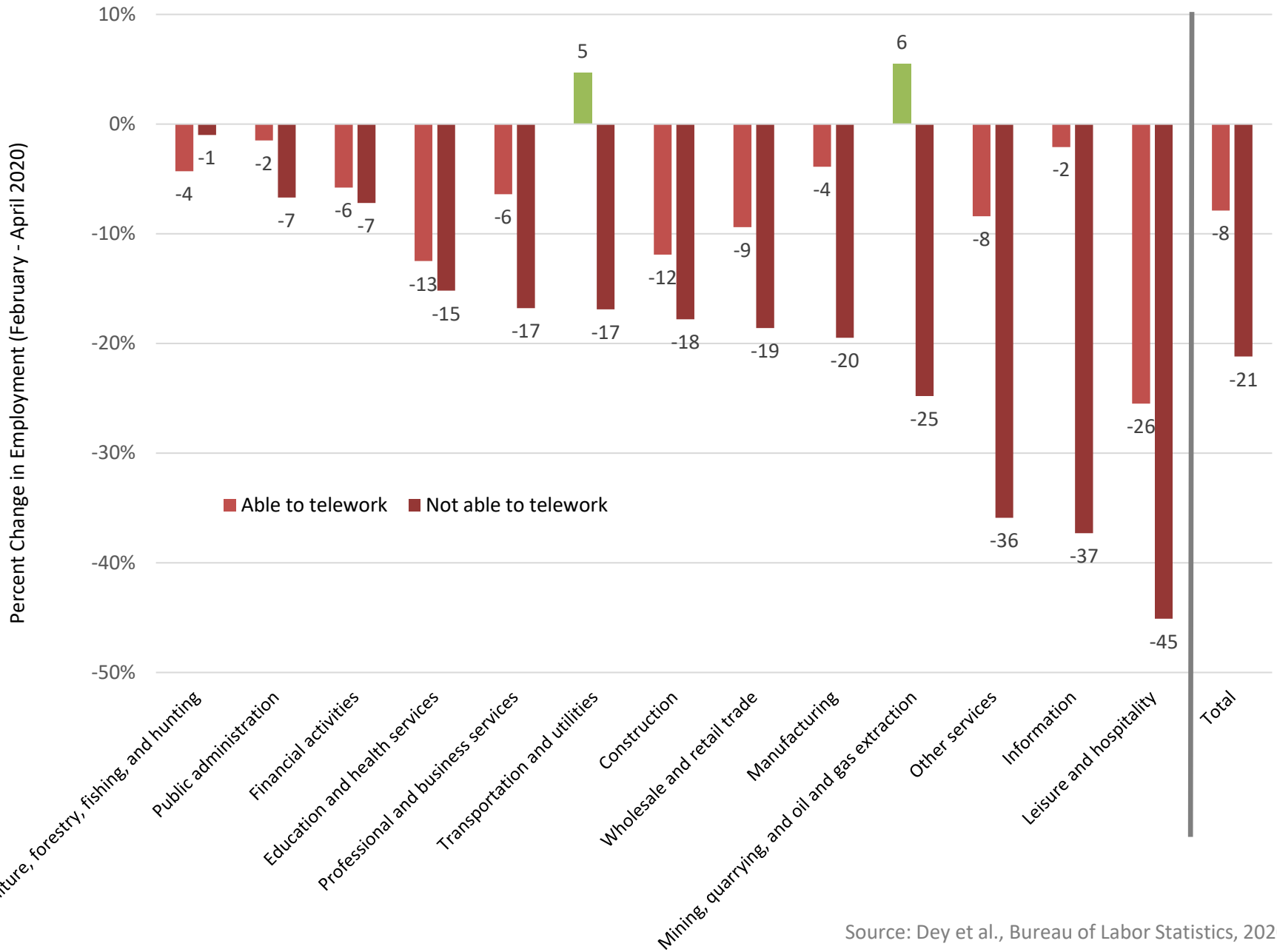
	February	March	April	May	June
<b>U.S.</b> Total Employment	158,017,000	155,167,000	133,326,000	137,461,000	142,811,000
Jobs Lost since Feb. 2020	-	-2,850,000	-24,691,000	-20,556,000	-15,206,000
Jobs Lost since Feb. 2020 (%)	-	-2%	-16%	-13%	-10%
<b>Texas</b> Total Employment	13,775,210	13,312,340	11,259,524	11,752,881	12,612,804
Jobs Lost since Feb. 2020	-	-462,870	-2,515,686	-2,022,329	-1,162,406
Jobs Lost since Feb. 2020 (%)	-	-3%	-18%	-15%	-8%
<b>DFW</b> Total Employment	3,918,353	3,778,069	3,223,512	3,361,277	-
Jobs Lost since Feb. 2020	-	-140,284	-694,841	-557,076	-
Jobs Lost since Feb. 2020 (%)	-	-4%	-18%	-14%	-



\* DFW includes Collin, Dallas, Denton, Ellis, Hunt, Johnson, Kaufman, Parker, Rockwall, Tarrant, and Wise counties.

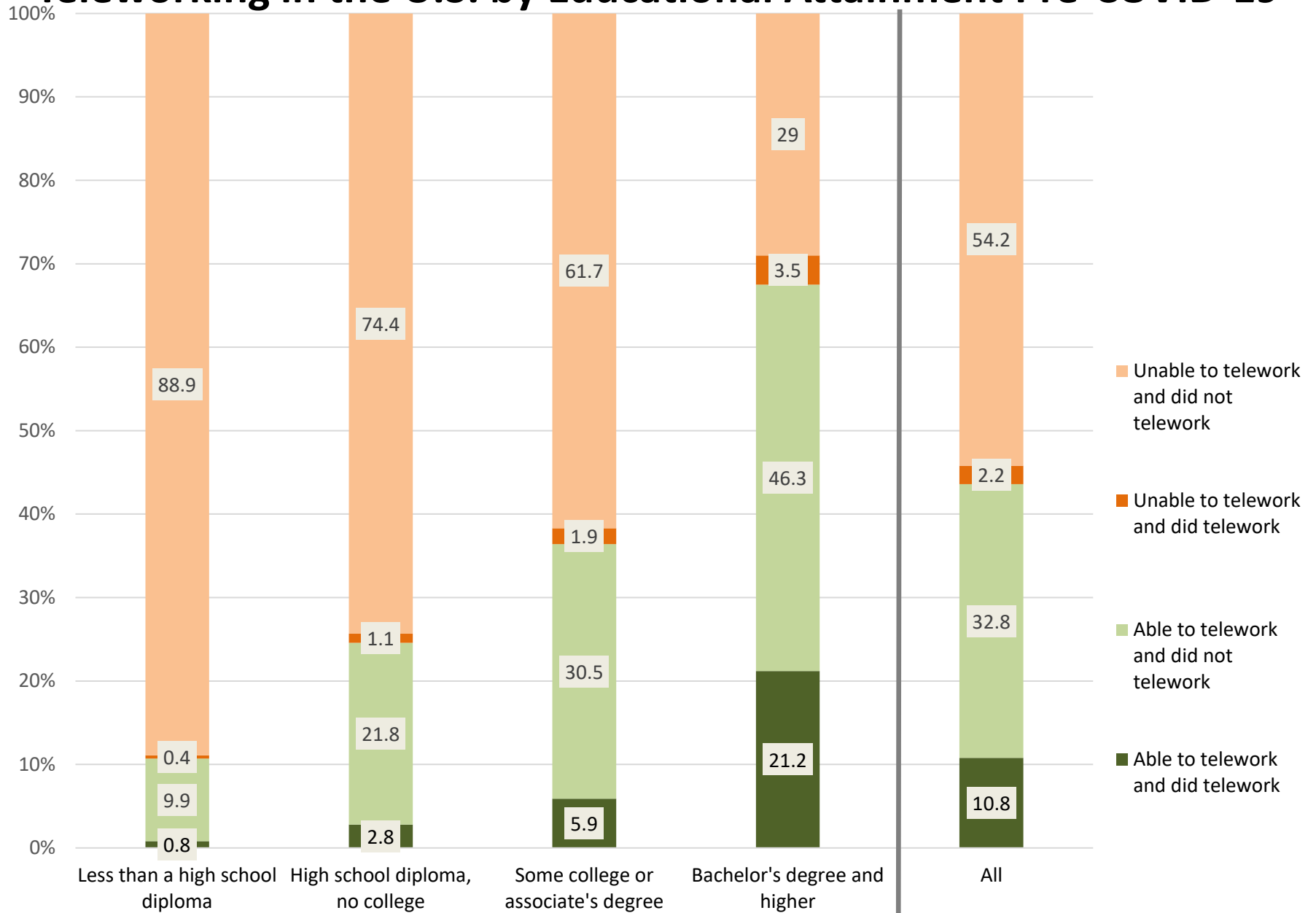
Source: Bureau of Labor Statistics: Local Area Unemployment Statistics (Texas, DFW) and Current Employment Statistics (U.S.), July 2020.

# National Change in Employment by Industry and Ability to Telework



Source: Dey et al., Bureau of Labor Statistics, 2020.

# Teleworking in the U.S. by Educational Attainment Pre-COVID-19



Source: Dey et al., Bureau of Labor Statistics, 2020.

# Occupational Ability to Telework and Share of DFW Employment Pre-COVID-19

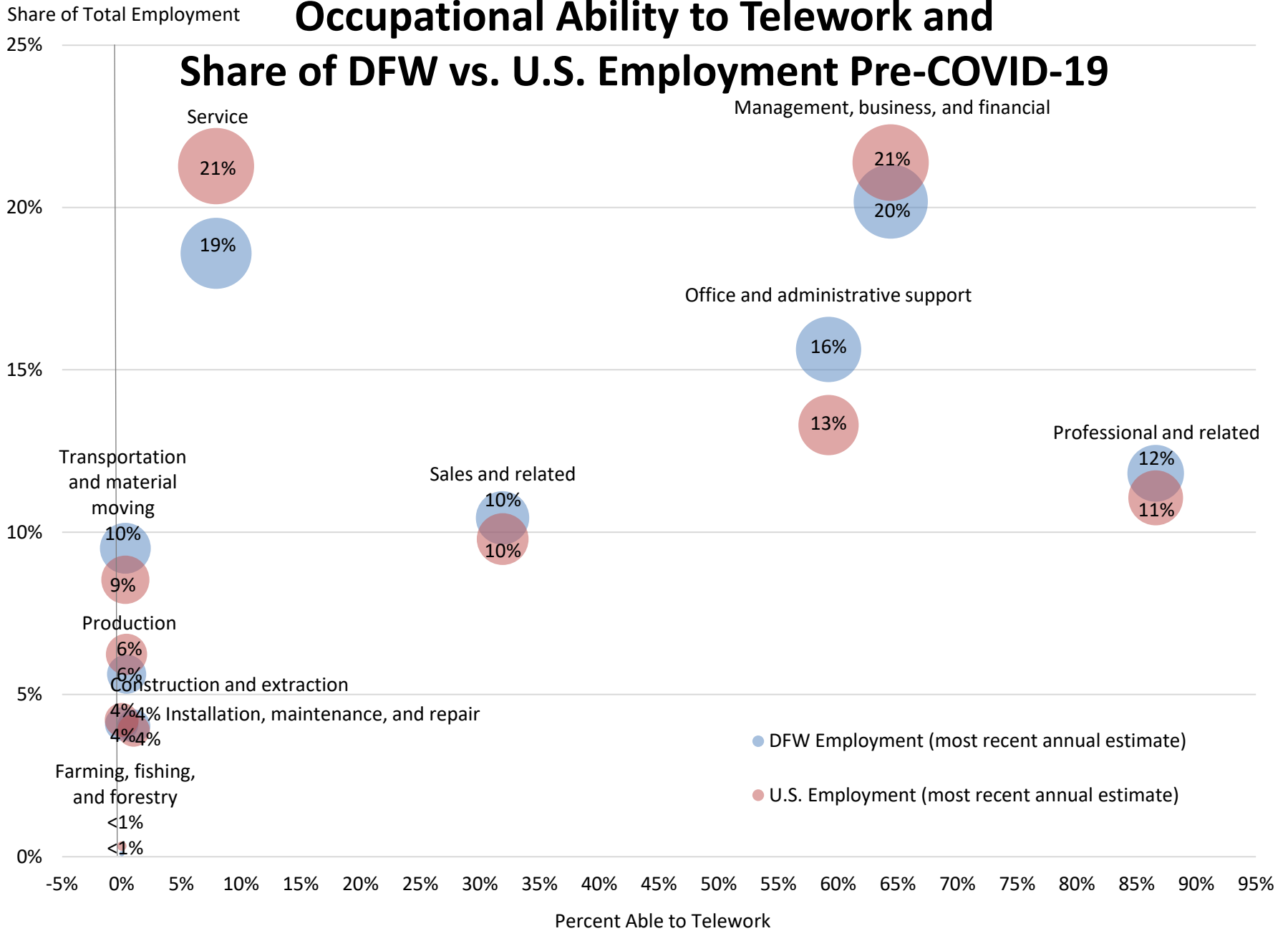
Occupation*	% Able to Telework	DFW Employment	Share of DFW Employment
Management, business, and financial	87%	431,920	12%
Professional and related Office and administrative support	64%	737,970	20%
Sales and related	59%	571,530	16%
Service	32%	381,720	10%
Farming, fishing, and forestry	8%	679,750	19%
Construction and extraction	<1%	3,680	<1%
Installation, maintenance, and repair	<1%	149,510	4%
Production	<1%	147,380	4%
Transportation and material moving	<1%	205,810	6%
	<1%	347,580	10%

\* See end notes for detailed list of occupations.

DFW includes Collin, Dallas, Denton, Ellis, Hunt, Johnson, Kaufman, Parker, Rockwall, Tarrant, and Wise counties. Largest cities by total 2018 population. Sources: Bureau of Labor Statistics Occupational Employment Statistics, May 2019, and Dey et al., Bureau of Labor Statistics, 2020.

# Occupational Ability to Telework and

## Share of DFW vs. U.S. Employment Pre-COVID-19



DFW includes Collin, Dallas, Denton, Ellis, Hunt, Johnson, Kaufman, Parker, Rockwall, Tarrant, and Wise counties. Largest cities by total 2018 population. Sources: Bureau of Labor Statistics Occupational Employment Statistics, May 2019, and Dey et al., Bureau of Labor Statistics, 2020.

# Detailed List of Occupations

Occupation Group*	Occupations (SOC)
Management, business, and financial	Management occupations (11), Business and financial operations (13)
Professional and related	Computer and mathematical (15), Architecture and engineering (17), Life, physical, and social science (19), Community and social service (21), Legal (23), Educational instruction and library (25), Arts, design, entertainment, sports, and media (27), Healthcare practitioners and technical (29)
Service	Healthcare support (31), Protective service (33), Food preparation and serving (35), Building and grounds cleaning and maintenance (37), Personal care and service (39)
Sales and related	Sales and related (41)
Office and administrative support	Office and administrative support (43)
Farming, fishing, and forestry	Farming, fishing, and forestry (45)
Construction and extraction	Construction and extraction (47)
Installation, maintenance, and repair	Installation, maintenance, and repair (49)
Production	Production (51)
Transportation and material moving	Transportation and material moving (53)



## Source

Matthew Dey, Harley Frazis, Mark A. Loewenstein, and Hugette Sun, "Ability to work from home: evidence from two surveys and implications for the labor market in the COVID-19 pandemic," Monthly Labor Review, U.S. Bureau of Labor Statistics, June 2020, <https://doi.org/10.21916/mlr.2020.14>.

Questions?

Please contact Rachel Brasier at [Rachel.Brasier@UTDallas.edu](mailto:Rachel.Brasier@UTDallas.edu)

Visit us at <http://utdallas.edu/economicengine>