



THE CONNECTION

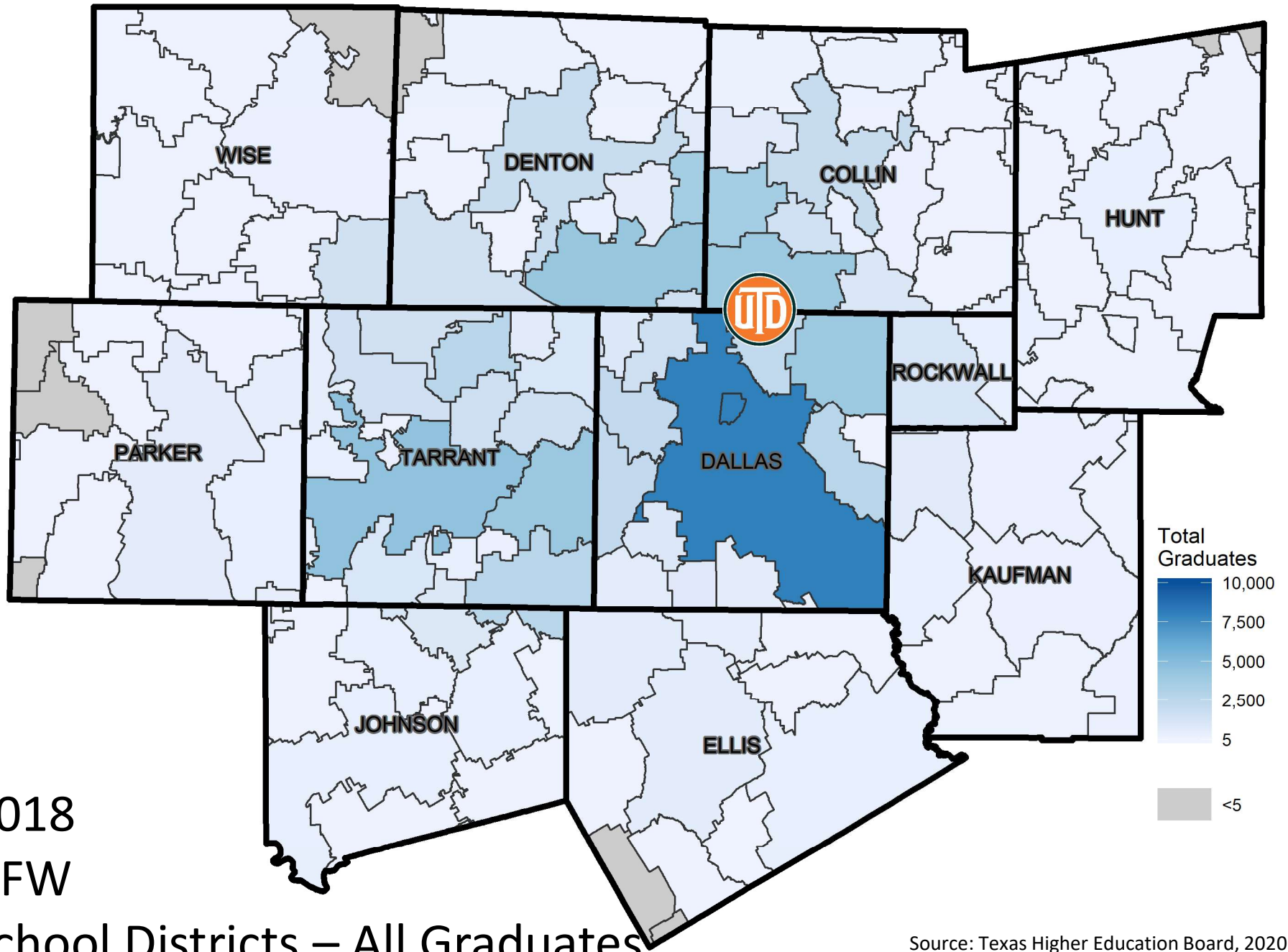
Economic Development and Our Community

*DFW's Future Freshmen:
How UT Dallas Can Capitalize
on Local Students*

Published June 15, 2020

More than **87,500 seniors** graduated from public high schools in the Dallas-Fort Worth area in 2018. Approximately **1,800 became Comets** at UT Dallas the following August, comprising just under half of the **3,961 freshmen** enrolled in Fall 2018.

The following slides will explore the geographic distribution of DFW-area seniors who chose UT Dallas.

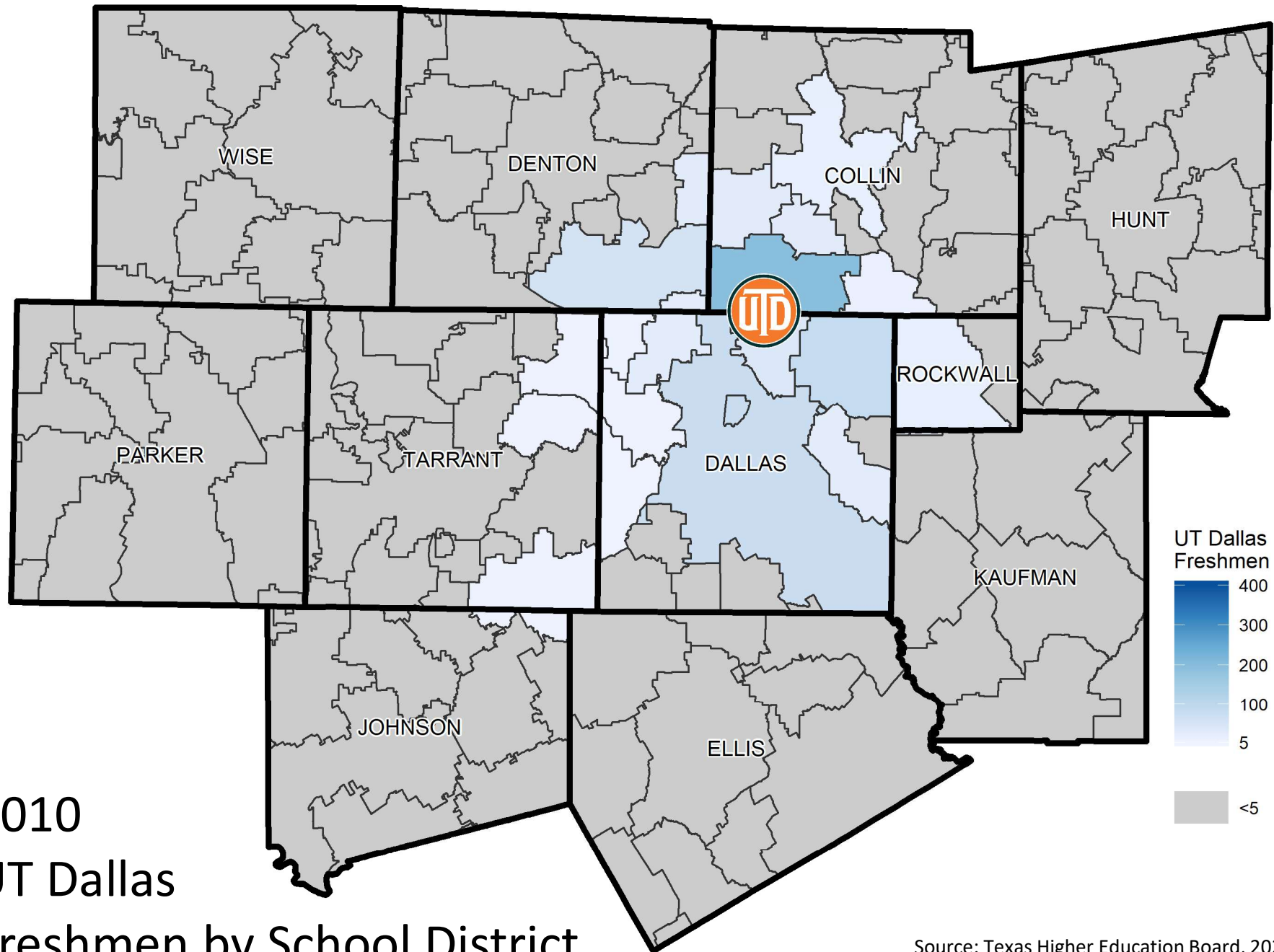


2018
DFW
School Districts – All Graduates

Source: Texas Higher Education Board, 2020

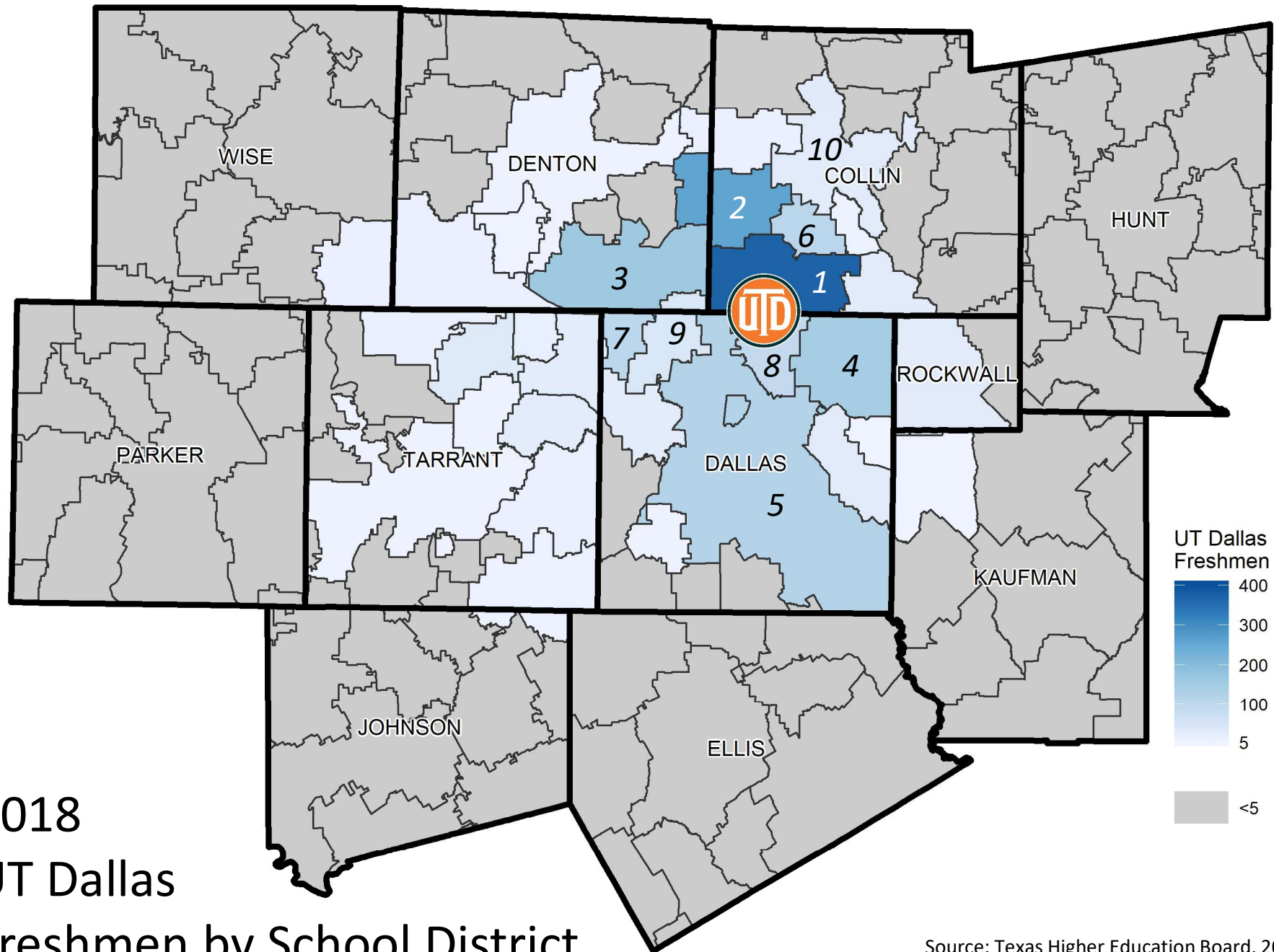
UT Dallas made tremendous gains between 2010 and 2018 in recruitment of local students. The core area of school districts that reached the threshold of at least five graduates who became UT Dallas freshmen expanded to cover most of Collin, Dallas, Denton, Rockwall, and Tarrant counties, and even reach into Ellis, Kaufman, and Wise counties.

Meanwhile, top school districts for UT Dallas freshmen contributed up to **nine times as many students** in 2018 compared to 2010.



2010
UT Dallas
Freshmen by School District

Source: Texas Higher Education Board, 2020



2018
UT Dallas
Freshmen by School District

Source: Texas Higher Education Board, 2020

Top School Districts in DFW for UT Dallas Freshmen

	District	UT Dallas Freshmen 2018	Total Graduates 2018	UT Dallas Share
1	Plano ISD	371	4,027	9%
2	Frisco ISD	259	3,670	7%
3	Lewisville ISD	161	4,199	4%
4	Garland ISD	144	4,058	4%
5	Dallas ISD	120	8,085	1%
6	Allen ISD	107	1,499	7%
7	Coppell ISD	102	881	12%
8	Richardson ISD	92	2,268	4%
9	Carrollton-Farmers Branch ISD	47	1,637	3%
10	McKinney ISD	34	1,897	2%

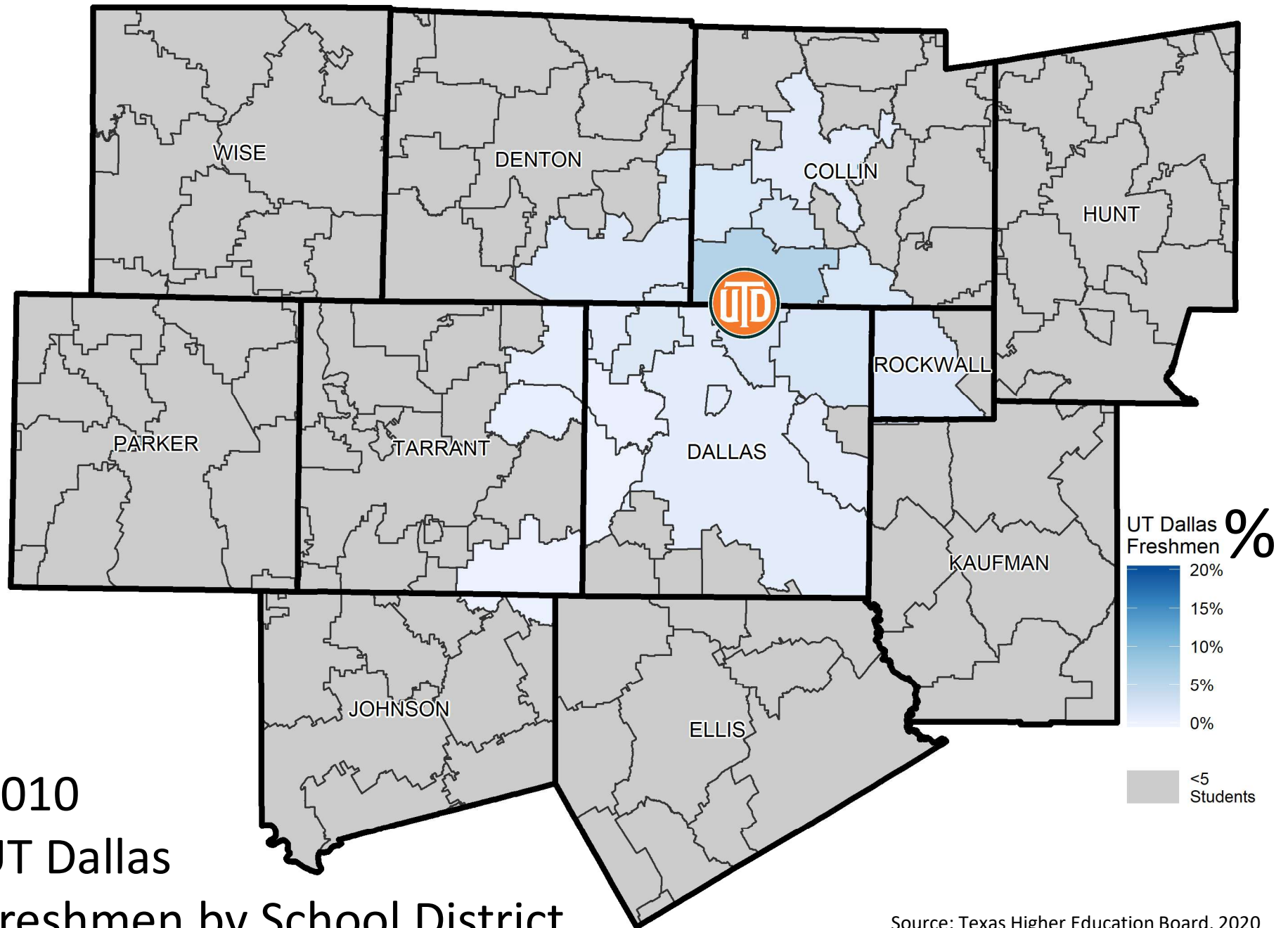
Source: Texas Higher Education Board, 2020

Note: List excludes charter high school districts.

Percentage-wise, the story is equally impressive. Not only the number, but also the share of graduates who matriculated at UT Dallas increased across DFW school districts.

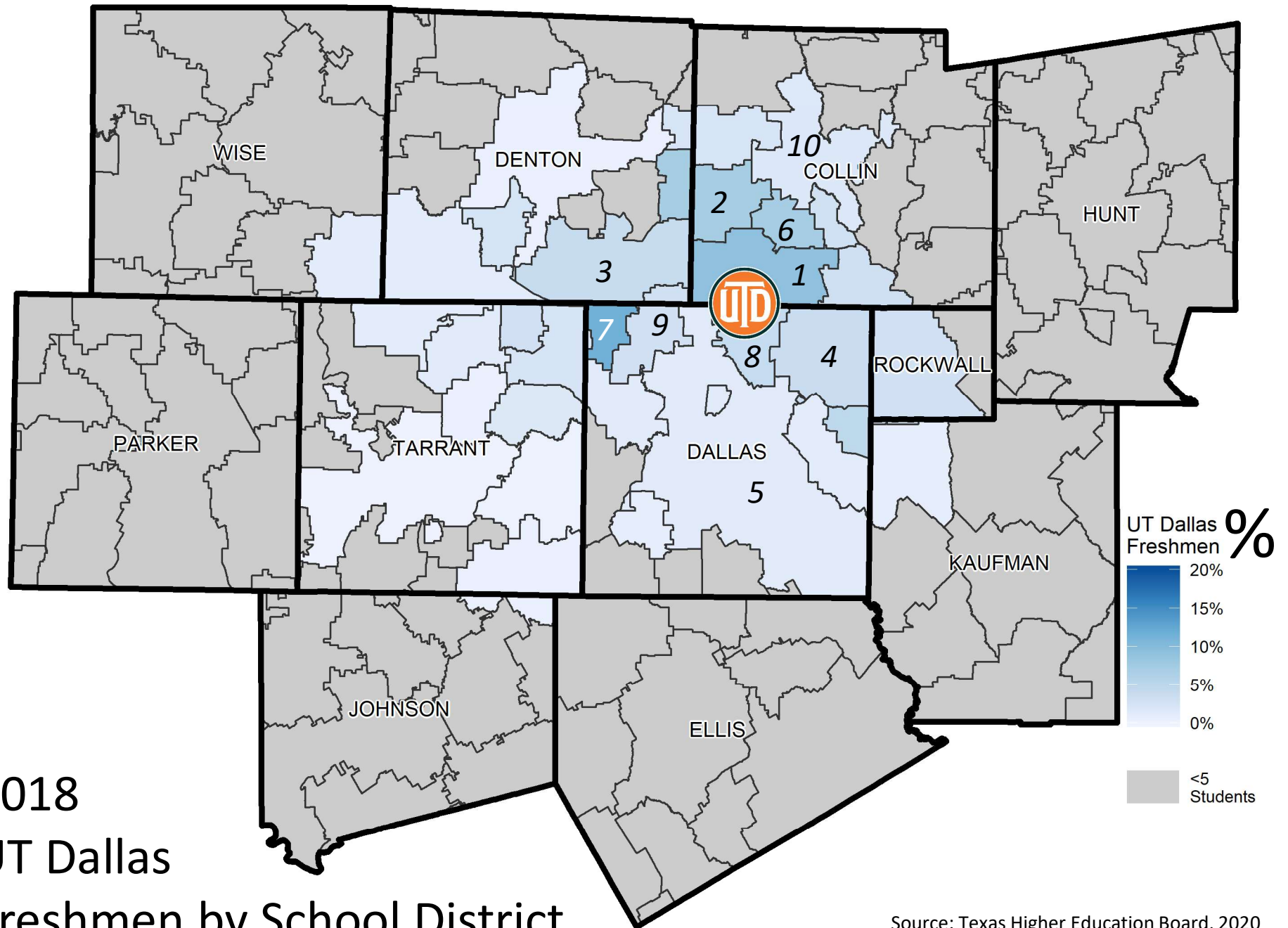
Plano ISD contributed 371 students in 2018, or just under 10 percent of its graduating class, up from 6 percent in 2010. Frisco ISD saw similar growth, from 2 percent of its 2010 class to 7 percent of its 2018 class.

The gains in enrollment by graduates from school districts across the map indicate that word about UT Dallas is spreading – and that former future freshmen are saying good things.



2010
UT Dallas
Freshmen by School District

Source: Texas Higher Education Board, 2020



2018
UT Dallas
Freshmen by School District

Source: Texas Higher Education Board, 2020

Top School Districts in DFW for UT Dallas Freshmen

	District	UT Dallas Share of Graduates 2010	UT Dallas Share of Graduates 2018	Increase in UT Dallas Share of Graduates
1	Plano ISD	6%	9%	+3%
2	Frisco ISD	2%	7%	+5%
3	Lewisville ISD	2%	4%	+2%
4	Garland ISD	2%	4%	+2%
5	Dallas ISD	1%	1%	+0.5%
6	Allen ISD	3%	7%	+4%
7	Coppell ISD	1%	12%	+11%
8	Richardson ISD	2%	4%	+2%
9	Carrollton-Farmers Branch ISD	2%	3%	+1%
10	McKinney ISD	1%	2%	+1%

Source: Texas Higher Education Board, 2020

Note: List excludes charter high school districts.

With the rapid growth of the DFW population and the resulting increase in high school senior enrollment, it will be exciting to see UT Dallas play an even greater role as a destination for graduates from the booming DFW metroplex.

Furthermore, as many future freshmen are considering the benefits of staying close to home, UT Dallas is in a unique position to draw upon a robust population of talented local students just waiting to take advantage of having a top-rated university only a short drive away.

Questions?

Please contact Rachel Brasier at Rachel.Brasier@UTDallas.edu

Visit us at <http://utdallas.edu/economicengine>